

**TECH-EFFECTOR PARTS FEATURES**

- PNEUMATIC OPTIONS
- ELECTRICAL OPTIONS
- TECH RIM GRIPPERS AND CLAMPS
- COMPATIBLE CUSTOMIZATION
- IMMEDIATE PLUG AND PLAY
- REPLENISHIBLE INVENTORY
- UNIVERSAL PARTS FOR BUILDS
- 1000'S OF PARTS IN STOCK
- 24 HOUR TURNAROUND TIME




ALUMINUM TUBING

- 1 INCH, 1-1/4 INCH AND 1-1/2 INCH DIAMETER TUBING
- LENGTHS AVAILABLE IN 5MM INCREMENTS
- HIGH-STRENGTH ALUMINUM



FLANGE MOUNTS

- ACCEPTS 1-1/2 INCH DIAMETER TUBING
- SQUARE MOUNTING HOLE PATTERN
- TWO DOWEL HOLES FOR PRECISE LOCATION



TOOLING ADAPTERS

- INDUSTRY STANDARD MODULAR TOOL
- PLUG AND PLAY COMPATIBILITY
- PNEUMATIC AND ELECTRICAL OPTIONS



CROSS CLAMPS

- MULTIPLE CONFIGURATIONS AVAILABLE
- M8 FASTENERS
- LASER ETCHED FOR EASE OF IDENTIFICATION



END EXTENSIONS

- 1 INCH DIAMETER ROD
- MULTIPLE LENGTHS AVAILABLE
- "APPLE-CORE" STYLE CONNECTIONS




VACUUM CUP MOUNTS

- CONNECTS TO END EXTENSION
- FIXED AND ANTI-ROTATE SPRING MOUNTS
- MULTIPLE PORT OPTIONS



SENSOR MOUNTS


- CONNECTS TO END EXTENSION
- ACCOMODATES BARREL AND 40MM CUBE SENSORS
- ONE PIECE, HIGH STRENGTH ALUMINUM



GRIPPER MOUNTS

- CONNECTS DIRECTLY TO 1-1/2 INCH TUBING
- ORBITAL ADJUSTABILITY
- ADAPTS TO MANY POPULAR BRAND GRIPPERS

TECH-EFFECTOR TOOLING



- PNEUMATIC OPTIONS
- ELECTRICAL OPTIONS
- TECH RIM GRIPPERS AND CLAMPS
- COMPATIBLE CUSTOMIZATION
- IMMEDIATE PLUG AND PLAY
- REPLENISHIBLE INVENTORY
- UNIVERSAL PARTS FOR BUILDS
- 1000'S OF PARTS IN STOCK
- 24 HOUR TURNAROUND TIME